


Dear Parents and Carers

RE: World Book Day

At Coleridge we will be celebrating World Book Day on Friday 3rd March and we wanted to let you know about some of the exciting things that we have planned.



Wear your pyjamas to school

This year we have decided that due to the current cost of living crisis that we will not be asking children to wear costumes to school in order to keep the cost down for parents. Instead we will be inviting children and staff to attend school wearing their pyjamas as part of our 'bedtime story' theme. Children will be going outside for play time and lunch time so please make sure their pyjamas are warm and appropriate.

Story at bedtime

Parents and children are invited to join us for a story, hot chocolate and biscuits after school. We will have story stations set up around school in classrooms, the hall and the dining room. Please collect your children from school at 2.30pm and then make your way to one of the story stations of your choice to enjoy a hot chocolate, biscuits and a story with your children. This will start at 2.40pm and finish at 3.10pm.

Book Cover Challenge

On the back of this letter, you will find the instructions for our micro art book cover challenge! There are prizes to be won so make sure you have your designs in the hall ready for the assembly on World Book Day!

Story Swap

Teachers will be swapping classes to read a story. We can't wait to see what each adult has chosen to share with the children!

World Book Day assembly

We will be having a special World Book Day assembly where we will celebrate all of the exciting activities that the children have completed in school for World Book Day.

Book voucher





All children will receive a book voucher which they will be able to use to get a free £1 book from shops such as Asda, Tesco, The Works and W H Smiths.

Thank you so much for your support and we look forward to celebrating World Book Day 2023!

Kind Regards


A. Warner

Miss Warner




Micro Art Book Cover Challenge


Are you someone who enjoys art? Do you like a challenge? Well look no further – this is the activity for you! All you have to do is follow the steps below to try and recreate the cover of your favourite book... but it has to be the size of a 2p coin! Don't worry if you don't have a 2p; you could use the top of a bottle or anything else small and circular to draw round. Below are examples someone else has created using the book, 'The Boy at the Back of the Class'.



Step 1. Draw round a 2p coin or a pencil sharpener with a pencil.



Step 2. Look closely at the detail on the front cover.



Step 3. Draw the detail on the cover within the circle.



Step 4. Colour the micro front cover in.



Step 5. Carefully cut out the circle. You might want to ask a grown up to help you with this step.



Step 6. Admire your creation! You could create some more using your favourite books as inspiration.